

## Description page

### Investment Objective

The investment objective of the portfolio is to achieve long term capital growth by investing in equities. The portfolio aims to generate high levels of out-performance (alpha) by constantly searching for opportunities in the small, mid and large-capitalization sectors of the market.

The portfolio return objective is to outperform inflation (CPI) with 7% over a 7 year rolling period with no negative growth over a 5 year rolling period. High levels of volatility should be expected in the short term.

The portfolio aims to maintain above average performance on a risk adjusted return basis, against all listed South African General Equity unit trust funds.

### Investment Mandate

The Portfolio emphasis is on active stock selection with high levels of conviction and will remain fully invested in equities at all times, with a minimum of 75% invested locally. Therefore the portfolio has an aggressive feel.

The portfolio reflects the highest conviction views of the managers, combining growth and value strategies.

The portfolio does not comply with Regulation 28.

Asset Class	Long-term Strategic Allocation
Domestic Cash	2%
Domestic Bonds	0%
Domestic Property	3%
Domestic Equity	85%
Offshore Investments	10%

### Investor Profile

The portfolio is suitable for:

- Investors that are in their wealth building phase and require little to no income yield in the short term.
- Investors seeking higher risk investment returns from equity markets locally and abroad.
- Investors who are able to withstand short-term market fluctuations in pursuit of maximum total return over the long term.
- Investors seeking to broaden their equity exposure by including small and mid-caps.

### General Information

Inception Date: 1 March 2003  
 Peer Group: ASISA South African General Equity  
 Benchmark: CPI plus 7% p.a.  
 Standard Deviation: High  
 Management Fee: 0.94% p.a. incl. VAT  
 Total Expense Ratio (TER): 1.42%  
 Total Investment Charge (TIC): 1.66%

### LISP Providers offering access to the portfolio

Allan Gray  
 Investec  
 Momentum Wealth  
 Old Mutual Wealth  
 Sanlam Glacier

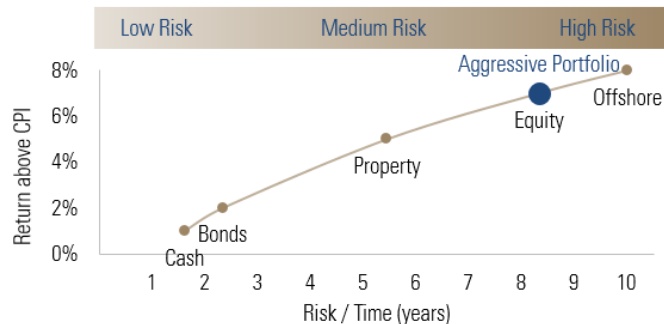
N-e-FG Fund Management (Pty) Ltd Licensed as a financial services provider in terms of section 8 of the Financial Advisory and Intermediary services act, 2002 (Act No. 37 of 2002). FSB License numbers 17004 & 17004A. Please note: N-e-FG has issued this publication which is for private circulation only, is published solely for information purposes and does not constitute an offer to buy any of the securities or Funds mentioned herein. Prospective investors should carefully consider the risk warnings and disclosures of the Fund set out herein. Investors should also consider any other factors that might be relevant to their circumstances, including tax considerations before investing. Whilst every effort has been made to ensure the accuracy of the information herein, which is based on unaudited figures, the N-e-FG Group accepts no responsibility for its accuracy, nor the reasonableness of the conclusion based upon such information. The contents of this document are subject to change without prior notification. Please take note that past performance is not a guarantee for future performance.

### Fund Description

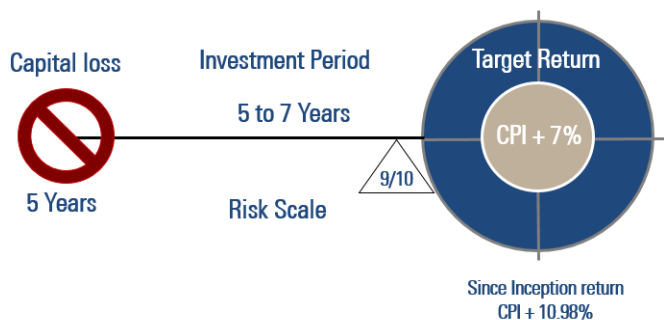
The investment objective of the portfolio is to achieve long term capital growth by investing in equities.

The portfolio aims to generate high levels of out-performance (alpha) by constantly searching for opportunities in the small, mid and large-capitalization sectors of the market.

### Risk-Return Profile



### Risk-Return Objective



### Risk of Capital Loss

The recommended holding period for this investment is 7 years and longer. The likelihood of capital loss is controlled to be:

- Slight for holding periods greater than five (5) years
- Moderate for holding periods less than five (5) years
- High for holding periods less than three (3) years

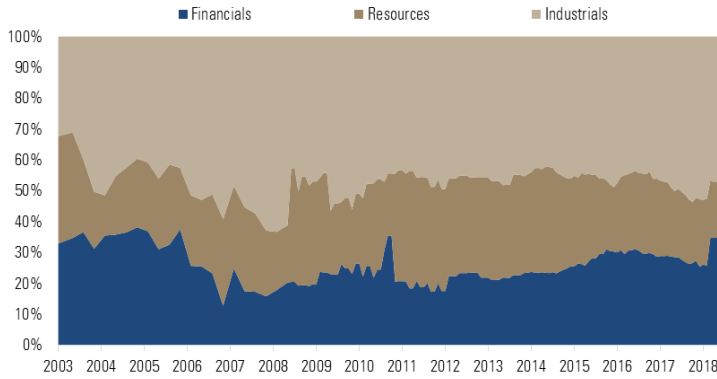
### Investment Manager Universe



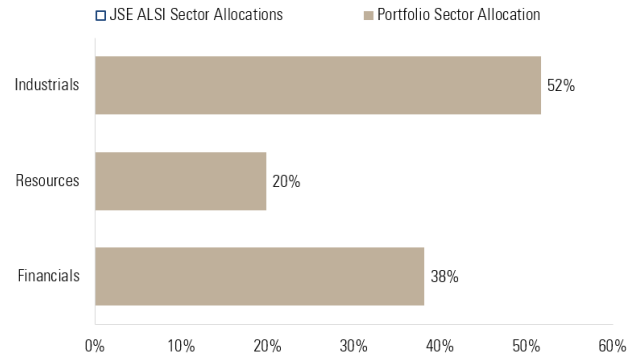
Performance page

As of 30/06/18

Historical Sector Allocation as at 30/06/18



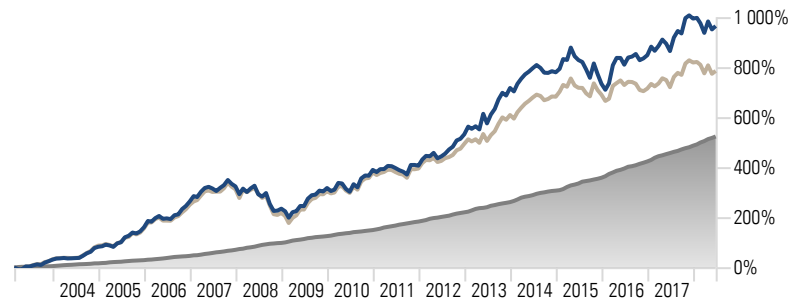
Current Sector Allocation vs JSE ALSI Sector Allocation as at 30/06/18



Return performance relative to Benchmark

	Portfolio	Cat Avg	Benchmark
Since Inception	16.68%	15.28%	12.70%
15 Years	16.81%	15.32%	12.76%
10 Years	10.50%	8.41%	12.93%
5 Years	9.52%	7.89%	12.81%
3 Years	4.66%	2.67%	12.72%
1 Year	10.38%	7.91%	11.68%

Investment growth since inception

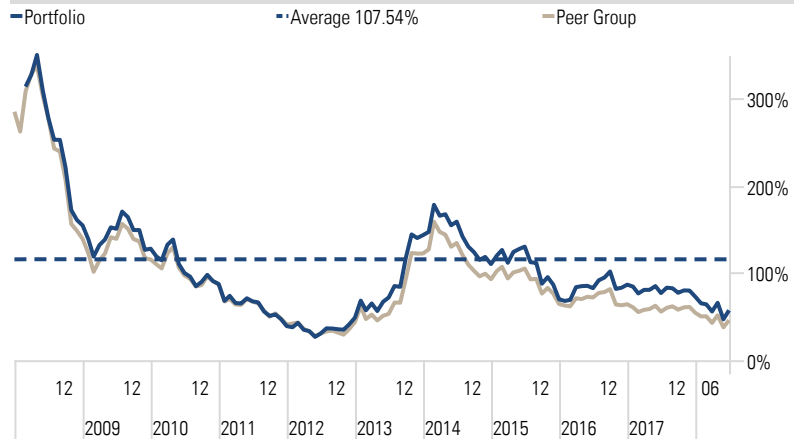


Portfolio 964.6% | Inflation +7% Benchmark 523.3% | Peer Group 785.2%

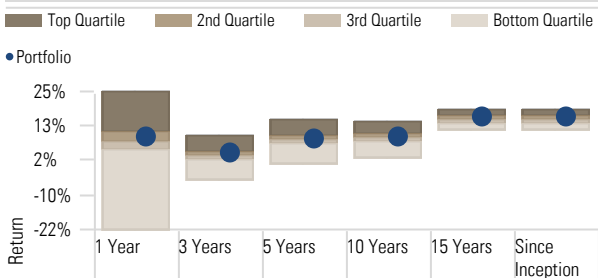
Historical performance range tracker



5 year rolling return objective: No capital loss over this period



Performance relative to Peer Group



5 year excess return objective: Outperform inflation by 7%

